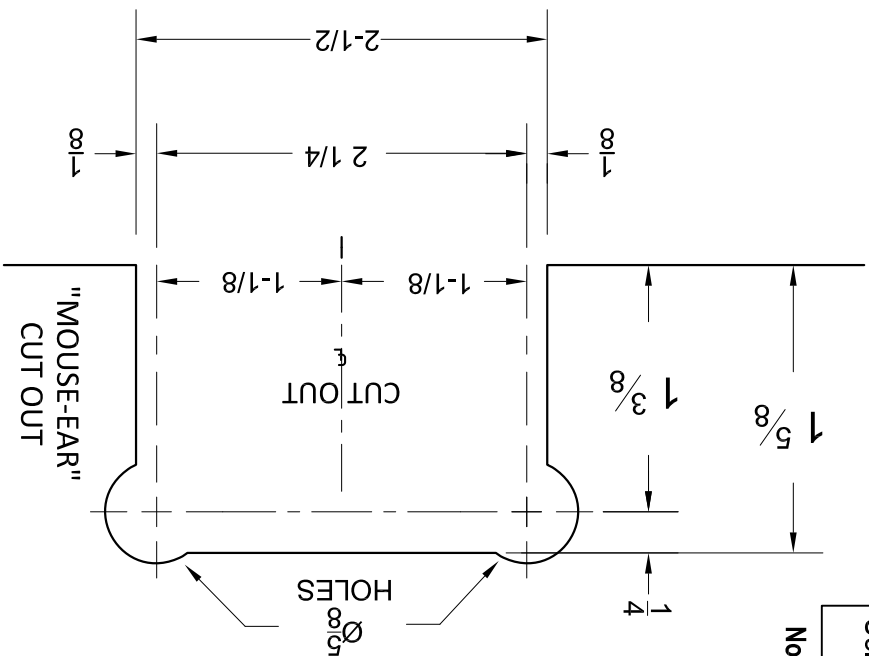
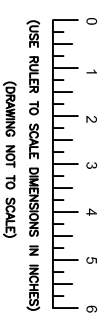


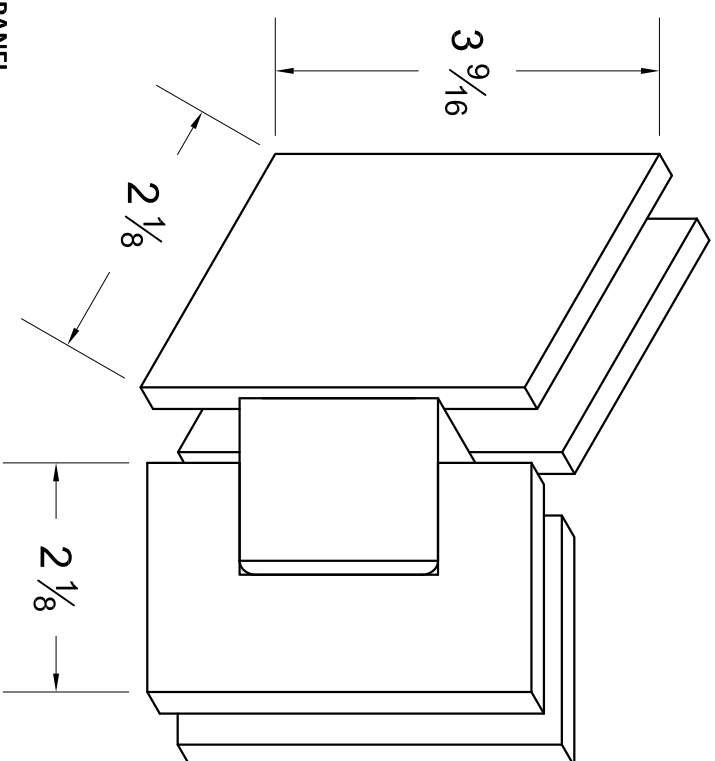
($\frac{3}{16}$ " gap from glass to glass)

Maximum Door Capacities	$\frac{3}{8}$ " (10mm) Glass Weight	Glass Width	$\frac{1}{2}$ " (12mm) Glass Weight	Glass Width
Using 2 Hinges	80 lbs	28"	80 lbs	28"
Using 3 Hinges	120 lbs	32"	120 lbs	32"

Note: Do not exceed the table above when choosing your hinges.



NOTE: CUT-OUT IS SAME FOR DOOR & PANEL
*** Panel requires 45° MITER ***



Rubber Gaskets:

- 3/8 (10mm) Glass: place one of the thick gaskets on each side of the hinge.
1 (12mm) Glass: place one of the thin gaskets on each side of the hinge.

Recommendations:

- Do not use power tools when mounting hinges, and always be sure to use tempered glass.
- Never clean hinges with abrasive chemicals. This will remove the clear lacquer that protects the hinges.
- If mineral deposits develop, simply add a few drops of a mild liquid soap to warm water, clean hinges with a soft towel then rinse and dry Thoroughly.

Specs:

Glass Size: $\frac{3}{8}$ (10mm) - $\frac{1}{2}$ (12mm) tempered

Material: Solid Brass

Fabrication: Cutout Required

Parts: Rubber gaskets