



PRL

GLASS
SYSTEMS

Aluminum
ARCHITECTURAL PRODUCTS
Complete Glazing Solutions

COMPLETE THERMALLY BROKEN SYSTEMS



ACCORDION BIFOLD



COMMERCIAL BATTLE
ALUMINUM DOOR



MAX ALUMINUM SLIDER



STOREFRONT
CENTER & OFFSET GLAZED



RESIDENTIAL SUNNY LUX
ALUMINUM DOOR




THERMALLY BROKEN



IMPACT RESISTANT

SCAN TO VIEW



CONNECT WITH US
ON OUR CHANNELS

CONTACT



ALUMINUM: 877-775-2586 GLASS: 800-433-7044



www.prlglass.com



MAX ALUMINUM SLIDER

*LEADTIME 2 WEEKS**

FEATURES

- High Performance
- Efficiency and Durability
- Smooth Sliding
- Expand Your Views
- Thermally Broken
- Hurricane and Impact Resistant Tested
- Multiple Configurations
- Impact Resistant Glass Available *upon request*.



**90° SLIDER
CONFIGURATION**

IN-LINE MULTI-SLIDERS



ALUMINUM BIFOLD ACCORDION SLIDER



*LEADTIME 3 WEEKS**

FEATURES

- Multiple Configurations
- Thermally Broken
- Hurricane and Impact Resistant Tested
- Multiple Glazing Options
- Inward or Outward Stacking
- Easy Operation and Installation
- Impact Resistant Glass Available *Upon Request*



TOP-HUNG

BOTTOM ROLLING



ADJUSTABLE JAMB

Our jamb can be adjusted up to






COMMERCIAL **BATTLE** ALUMINUM DOOR

*LEADTIME 2 WEEKS**



FEATURES

- Offset and Center Glazed
- Multiple Glass Options
- Impact-Resistant Tested
- Polyamide Thermal Strut
- Multi-Point Locking System
- Customizable Applications
- Inswing/Outswing and Double Doors
- Impact Resistant Glass Available *Upon Request*





PRL

GLASS
SYSTEMS

Aluminum
ARCHITECTURAL PRODUCTS
Complete Glazing Solutions

RESIDENTIAL **SUNNY LUX** ALUMINUM DOOR

*LEADTIME 2 WEEKS**

FEATURES

- Slim, Fully Mitered Sash
- 1 1/8" Insulated Unit
- Thermally Broken
- Impact Resistant Glass Available *Upon Request*.
- 4 Point Locking System
- Energy Efficient With Extreme Weather Resistance
- Inswing/Outswing and Double Doors



THERMALLY
BROKEN



IMPACT
RESISTANT

ADJUSTABLE JAMB



Our jamb can be
adjusted up to

1/4" EACH SIDE

THERMALLY BROKEN STOREFRONT

*LEADTIME COMPLETE SYSTEMS – 2 WEEKS**
*STOCK LENGTHS NEXT-DAY**

FEATURES

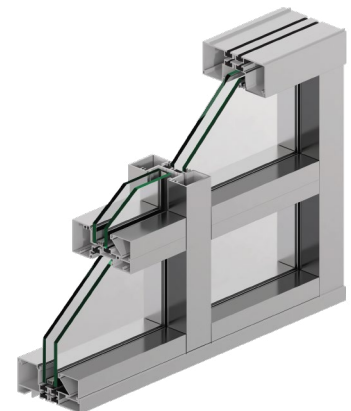
- Thermally Broken Design
- Complete High-Quality Aluminum and Glass
- Enhanced Security
- Impact Resistant Glass Available Upon Request

FINISHES

- Clear Anodized
- Dark Bronzed Anodized
- Custom Paint



250DT

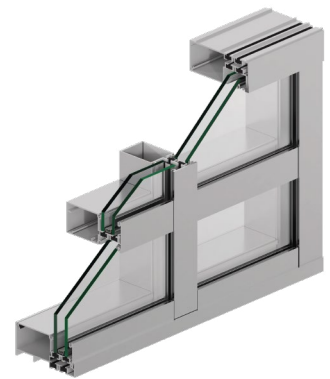


CENTER GLAZED
2" X 4 1/2"

THERMALLY BROKEN STOREFRONT

LEADTIME COMPLETE SYSTEMS – 2 WEEKS*
STOCK LENGTHS NEXT-DAY*

251DT



OFFSET GLAZED
2" X 4 1/2"



**Consult PRL for details. PRL reserves the right to make changes to any product details, lead times, or specifications without prior notice.*

ALL-GLASS ENTRANCE DOORS

Order all glass entrance doors! Fully pre-assembled and ready for installation



FEATURES

- Glass Thickness: 1/2" to 3/4"

HARDWARE

- Top and bottom rails (PL-Series)
- Corner patch fittings
- Hydraulic floor or overhead closers
- Panic device and access control compatible

FINISHES

- Stainless steel (brushed or polished)
- Brass (satin or polished)
- Clear or dark bronze anodized aluminum
- Kynar Paints and Powder Coats
- Custom finishes upon request

Glazing Methods:
Dry-set or wet-set



COMPLETE HANDRAIL SYSTEMS



PRL

GLASS
SYSTEMS

Aluminum
ARCHITECTURAL PRODUCTS

Complete Glazing Solutions

LEADTIME- 6-10 DAYS* (CUSTOM FINISHES)

**CONSULT PRL FOR DETAILS*

FEATURES

- Tempered or laminated glass
 - Clear
 - Tint
- Thicknesses from 1/2" to 13/16" depending on system
- All base shoe systems tested to ASTM and IBC standards for safety and performance
- Easy installation
- Rapid dry-set base shoe
- Wet glaze base shoe



FINISHES

- Brushed / Polished Stainless Steel
- Anodized, Bronze or Clear Aluminum
- Satin or polished brass
- Custom Powder Coated

SYSTEM TYPES

- Elegante Handrail System
- Rapid Base Shoe Railing System
- Infinity Aluminum Railing System (1/4" & 3/8" only)
- Custom Handrail Post
- Handrail Top-Cap



SHOWER DOORS

FEATURES

- Frameless swing doors (pivot or hinge) – 3/8" or 1/2" glass
- Top-hung sliding systems: Tiffany & Ruby models
- Contoured frameless sliders (1/4" - 3/8" glass)
- Pre-fabricated 1/4" sliders 60" x 72" (ready for installation)
- Custom layouts: In-line, 90°, 135°, neo-angle, or full custom

HARDWARE


- Brushed / Polished Stainless Steel
- Brushed Nickel
- Polished Chrome
- Matte Black
- Oil Rubbed Bronze

GLASS OPTIONS

- Clear
- Tint
- Low Iron
- Textured



BULLET RESISTANT GLASS



BULLET RESISTANT

FEATURES

- Certified to UL 752 Levels 1–8 and NIJ 0108.01 ballistic standards
- Lightweight & thinner than traditional bullet-resistant glass
- No-spall protection
- Available sizes up to 48"×96" and custom up to 60"× 96"
- Built using in-house laminated interlayers

GLASS

- Clear
- Tint
- Reflective
- Laminated under pressure with glass/PVB/polycarbonate layers
- Thicknesses varies by threat level (e.g. ~1.10" for Level 3)



PRL STAR PRODUCTS




13644 Nelson Ave.
City of Industry, CA 91746

BATTLE GLASS (IMPACT RESISTANT GLASS)

No Bat, No Brick or Sledgehammer Stands a Chance!



SPANDREL GLASS



MIRROVIEW™ GLASS



WINDOW LINE ALUMINUM CASEMENT COMING THIS SUMMER



Stay tuned for the launch and be among the first to experience the future of home improvement!

CONTACT

ALUMINUM: 877-775-2586 GLASS: 800-433-7044 www.prlglass.com